



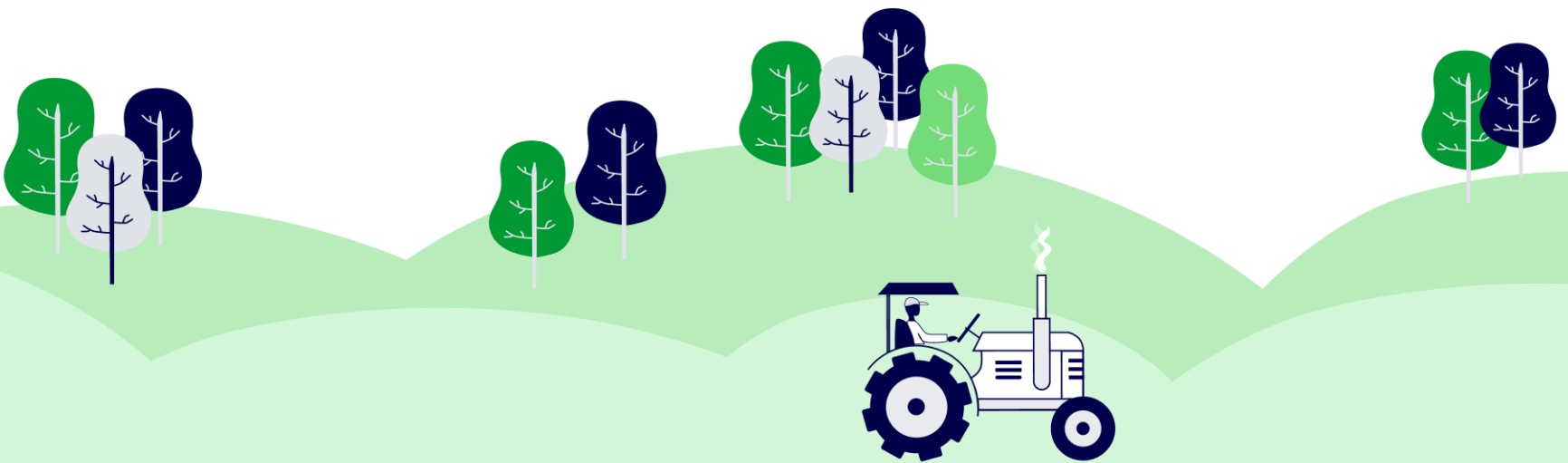
Cropwise
Sustainability

Farm Sustainability Benchmark Report

2022

Potato

PSA



Leadership Level Performance

Your Summary

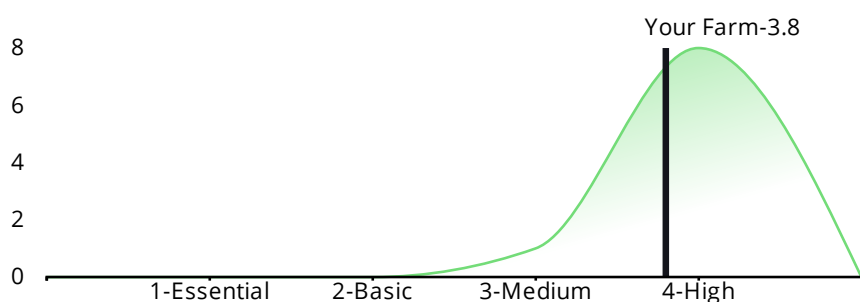
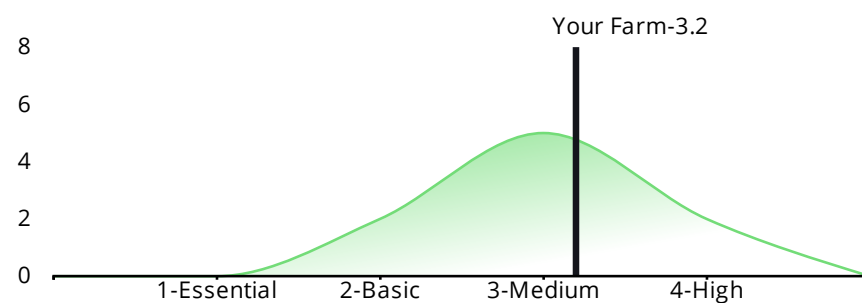
Soil Health

What you're doing well:

- You participated in projects that support and measure nutrient management for soil health.

Opportunities to improve:

- Develop & implement a plan to maintain reduced tillage & compaction across the rotation over time (e.g. strip or no-till & controlled wheel traffic for all operations)



Human and Animal Health

What you're doing well:

- You maintained records and used them to show conditions are met for proper disposal of washout and other wastewater and to inform ongoing improvements in wastewater management.

Opportunities to improve:

- Incorporate regular residue & health risk testing and/or audits into the management scheme and share results with supply chain partners and others as appropriate

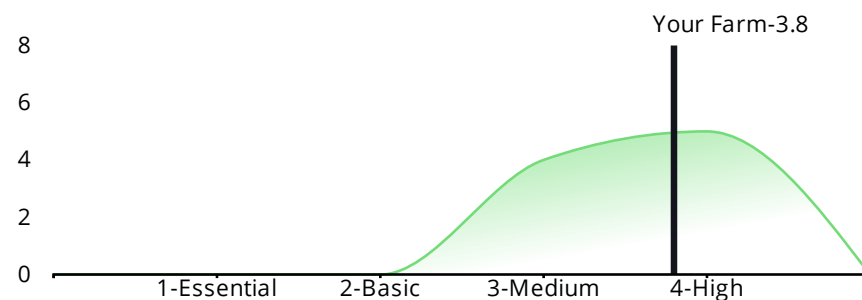
Community Leadership

What you're doing well:

- Your workers have the right of association or union membership if they choose, and the functioning of such organizations is allowed.

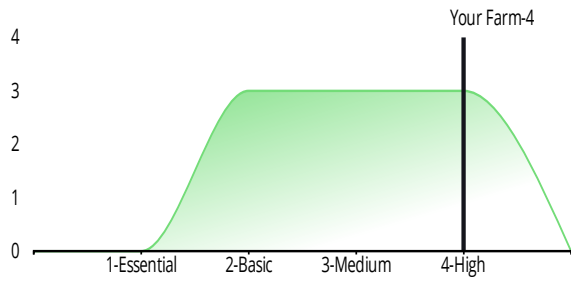
Opportunities to improve:

- Expand awareness and training of personnel with regards to hunting, fishing and harvesting of sensitive or endangered plants and animals or other materials is provided and permission for access is managed to prevent illegal harvesting

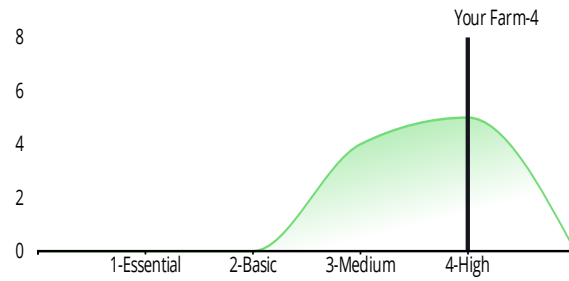


Your Other Results

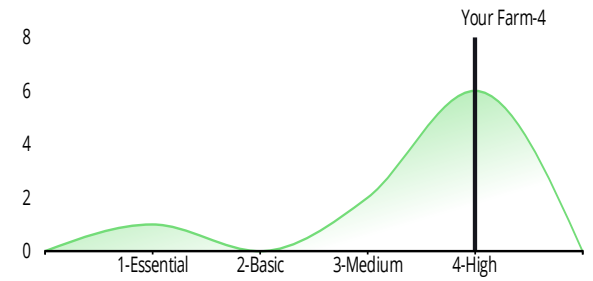
Biodiversity and Habitat



Optimal Production



Water Impact

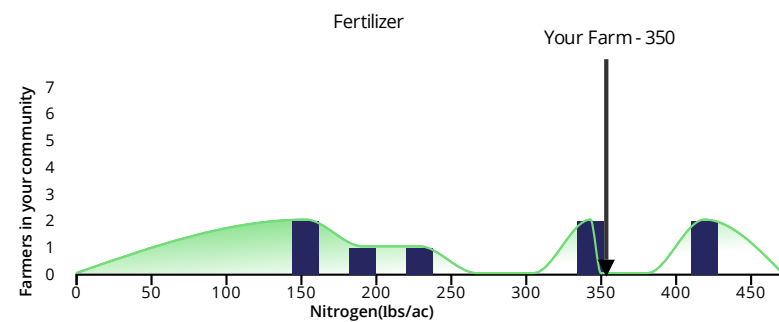
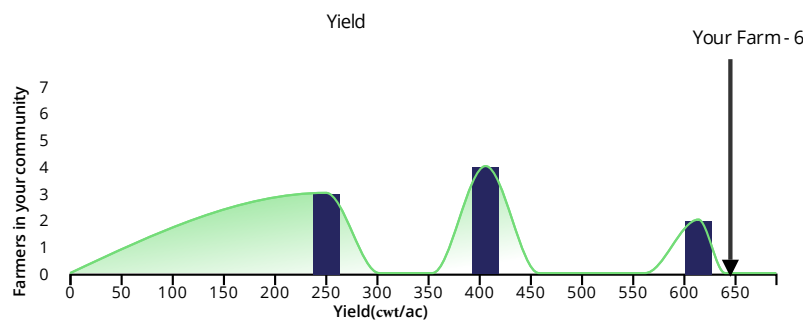


Management Practices

The following are selected from practices the grower said they are not currently doing. These practices are rated and ordered by their adoption among respondents, particularly those who scored the highest on the outcomes framework.

- Pest management plan
- Install or maintain field drainage tile
- Grassed waterways in place
- Water sediment basin/ponds
- Controlled wheel traffic

Crop Performance



My Community

The factors below were used to Benchmark your responses to others with similar operations.

State/Region: Washington

Total Farmers: 9

Potato Acres: 22533

Average Potato Acres: 2504

Total Acres: 22533

Partner: PSA

Leadership Levels

The factors below were used to Benchmark your responses to others with similar operations.



High

Your practices are optimized and your influence provides benefits beyond your operation.



Medium

Your practices are well informed and you're consistently bringing new practices to your operation.



Basic

Beyond compliance, your practices are well established and you're engaged in learning to bring new practices to your operation.



Essential

You are essential in this category, you are compliant with regulatory requirements.

Feedback

Your feedback is important to us as we encourage producers like yourself to continue to participate and find value in our sustainability initiatives. Please reach out via email to leave us feedback. support@agconnections.com

